

Reporting and Analytics Software

The Intelligence Inside Apps and Business Processes

TECH HIGHLIGHTS AND BENEFITS

LIGHTWEIGHT, FLEXIBLE PLATFORM

Install on any operating system and any topology, including private and public clouds like Azure and AWS. Jaspersoft supports any modern Java application server and database combination to match your apps architecture.

DATA AGNOSTIC ARCHITECTURE

Report and analyze directly against relational, NoSQL, big-data, and cloud-data sources.

HTML5 VISUALIZATIONS

Access innovative, interactive, and responsive visualizations from any device. Hundreds of chart types and visualizations are available, and extensible through Javascript.

JAVASCRIPT, WEB SERVICES, JAVA, PHP, REST, HTTP, APIs

Embed just the right amount of BI in your application with a complete web service platform. Jaspersoft provides a seamless end user experience using an industry first Javascript framework: visualize.js.

ROBUST METADATA LAYER

Rely on an end-user friendly, enterprise-ready, multi-data source data access layer.

MULTIPLE DATA ACCESS METHODS

Leverage a terabyte scale in-memory engine or industry leading push-down technology to scale infinitely for big data analytics.

MODERN SECURITY FOR MODERN APPLICATIONS

Handle complicated security and data access paradigms common to today's applications. Jaspersoft can connect to many types of modern single sign-on systems and multi-tenant databases.

TIBCO Jaspersoft® empowers people to make faster decisions by bringing them timely, actionable data inside their apps and business processes. Jaspersoft delivers comprehensive self-service capabilities and a flexible, embeddable architecture with an affordable subscription model. By embedding modern analytics technology into modern applications, Jaspersoft can provide interactive reporting for operational managers, dashboards for executives, data exploration and analytics for analysts, and data integration and virtualization for data architects.

QUICKLY BUILD INTELLIGENT APPS AND INTERACTIVE REPORTS

- Deliver print-ready and interactive reports for client statements or web-based access
- Use an easy web-based report designer to quickly create interactive reports
- Discover insights faster with data visualizations powered by a robust terabyte scale in-memory engine or use industry leading push-down technology to scale infinitely by using modern MPP databases like Amazon Redshift or EMC Greenplum
- Conceal the complexity of underlying data structures with a modern metadata layer: Jaspersoft Domains
- Access multiple data sources including big data and NoSQL engines such as Hadoop and MongoDB via extensive data connectivity
- Take advantage of built-in multi-tenancy for Cloud and SaaS applications
- Combine internal and external data into a single view using dashboard and mashboard support
- Use best-in-class web standard architecture to simplify embedded BI requirements through web services, Javascript, and HTML/CSS user interfaces

WEB STANDARD REPORTING AND ANALYTICS PLATFORM

Jaspersoft provides a complete BI platform for reporting and analysis, including metadata and content repository, report management, security integration, and scheduling. The BI platform has been designed for stand-alone deployments and integration with other applications through rich web services such as Javascript, Java, PHP, HTTP, and REST APIs. It is the first BI platform to offer multi-tenancy for SaaS applications and native connectivity directly from the BI server to NoSQL engines such as Hadoop and MongoDB.

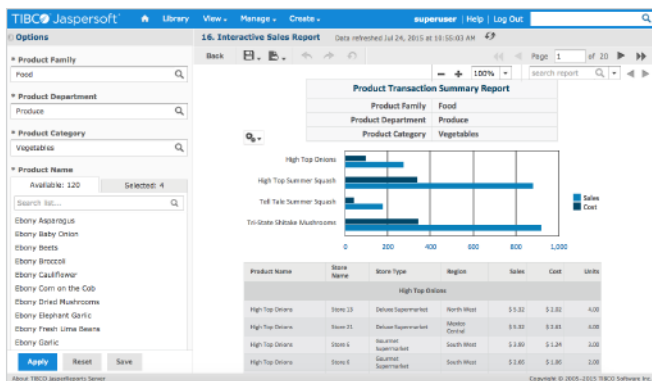
The Jaspersoft BI stack is comprised of the following products:

TIBCO JasperReports® Library	Reporting Engine
TIBCO Jaspersoft® Studio	Visual Report Design Environment
TIBCO JasperReports® Server	Ad Hoc Reports, Dashboards, In-Memory Analysis Server
TIBCO Jaspersoft® ETL	High Performance Data Integration

INTERACTIVE AND PIXEL-PERFECT REPORTING

Jaspersoft is widely used to generate and distribute web and printable invoices, forms, and all varieties of complex reports. Pixel-perfect reports can also be made interactive to tap the rich data stored in operational systems and business applications. Jaspersoft is designed for embedding reports within a web application or as a stand-alone BI application. Key features to support production reporting include:

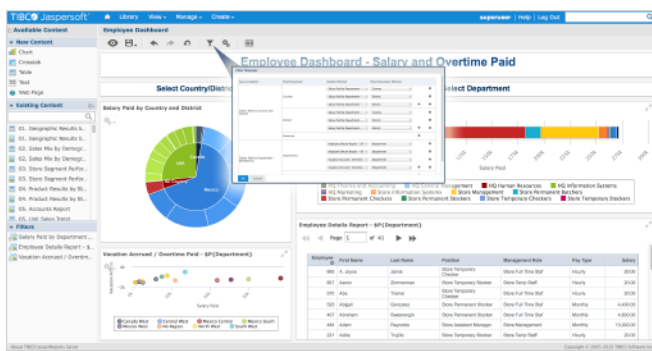
- Pixel-perfect report layout for print or web viewing
- Report workbooks and subreports for building complex reports
- Interactivity to allow non-technical users to sort, filter, apply conditional formatting, and move/hide column data or change chart types for better visualizations
- Multiple data sources in one report
- Access to JDBC, HBase, HIVE, EJB, POJO, Hibernate, MDX, JSON, XML, CSV and custom data sources
- Hundreds of visualizations including HTML5 graphics, maps, and extensibility



DASHBOARDS AND MASH-UPS

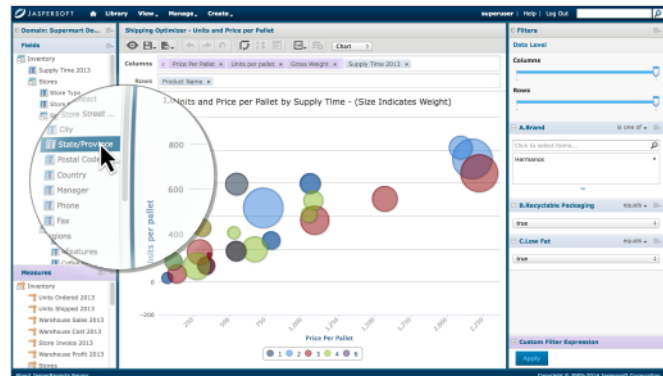
End users can design, configure, and deploy their own interactive BI dashboards in minutes.

It's as simple as dragging and dropping reports and charts onto the web-based dashboard designer. Content can be connected to provide drill down functionality with a few clicks. You can even mashup URL-addressable content, such as maps, videos, and content from other business applications for an even richer BI experience.



SELF-SERVE BI WITH AD HOC REPORTING

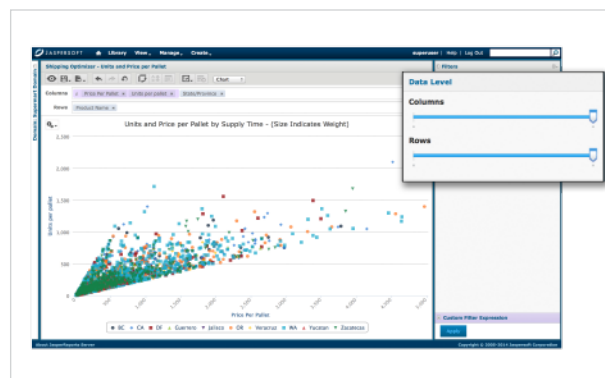
Powered by modern interactive web technologies and rich metadata mapping of relational and non-relational data sources, power users can build their own ad hoc query and reports—without depending on IT or developers. The data virtualization support provided by the metadata layer combines different data sources into a single report or analytic view, without requiring ETL or a data warehouse.



The intuitive web interface lets non-technical users create, edit, save, schedule, and distribute fully interactive reports in a secure environment. Each report is built against a pre-defined metadata layer or query to ensure proper security and simplicity for business users. Through the ad hoc UI, data views can be created to let casual report users personalize their own reports from a common metadata layer.

COLUMNAR IN-MEMORY AND BIG DATA ANALYTICS

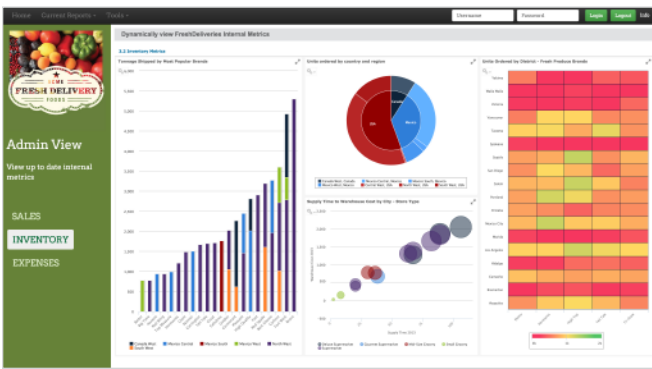
End users can directly connect and analyze data across multiple dimensions and measures from structured or unstructured big data sources. The push down query processing architecture combined with an in-memory analysis engine delivers exceptional performance for any data source without requiring an OLAP server or data mart/data warehouse. The intuitive analysis UI lets non-technical users drag and drop, pivot, slice, drill, or chart their relational or NoSQL data with speed and simplicity.



EMBEDDED BI

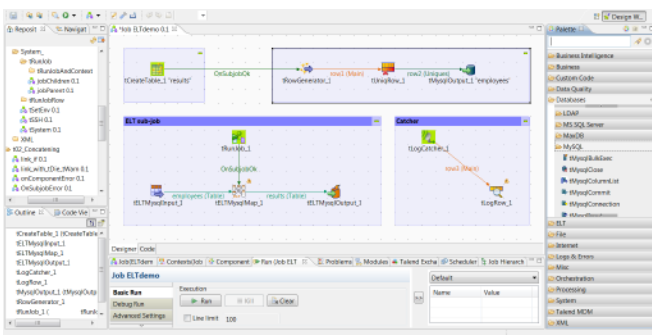
At the heart of the Jaspersoft product suite is embedded BI. Stemming from the belief that, “analytics is now a thing that you do and not a place that you go,” Jaspersoft excels at providing powerful analytical tools within the design and coding of an existing application, giving knowledge workers at every level the power to make data-driven decisions.

The Jaspersoft JavaScript API—Visualize.js—further promotes the embedded experience by giving developers significant control over look and feel. The net impact is the ability to create highly interactive dashboards and reports in web applications, without the pain of integration.



DATA INTEGRATION (ETL)

With Jaspersoft, organizations of all sizes can develop, manage, and execute data integration processes for accurate and comprehensive production reporting, end-user query and reporting, data analysis, and operational reporting.



The Jaspersoft ETL solution is one of the industry’s easiest-to-use and highest-performing solutions for data integration, transformation, movement, cleansing, and enrichment. Jaspersoft ETL technology comes with dozens of connectors for a variety of data source environments. The tool provides dramatic improvements in productivity, manageability, and scalability compared to traditional manual coding of data loading and transformation.

MULTI-TENANCY SUPPORT

Built-in multi-tenant support allows for one instance of Jaspersoft to be shared among all of an organization’s clients. Flexible controls give clients the means to customize their “slice” of the repository, including the ability to create and manage their own rules, users, and themes.

Users can take control of their own slice using column-level and row-level security to set restrictions on viewing access and use custom logic to parameterize queries. Driven by years of customer experience, Jaspersoft is designed to handle large tenant deployments with ease.

MOBILE BUSINESS INTELLIGENCE

Instant and ubiquitous access to business information has become a growing necessity for competitive apps and organizations. With the established presence of tablet and smartphone devices, the reality of mobile BI has arrived.



TIBCO JasperMobile™ gives business users the ability to view, explore, and create information on-the-go using an iPad, iPhone, or Android device. JasperReports Server is accessible via a touch enabled tablet browser or through native iOS or Android applications and powers the mobile platform. Organizations now have the choice to build a native BI application with an open source mobile SDK or rapidly deploy through a browser interface.

PRODUCT EDITIONS AND LICENSING

Jaspersoft products are available as Cloud, Professional, and Enterprise editions with access to modifiable source code, and as open source Community projects.

COMMUNITY PROJECTS

TIBCO Jaspersoft® Community projects provide BI functionality for open source developers and technology enthusiasts who want to add reporting and analytics to their applications and operational processes.

Community software is distributed by TIBCO as-is and can be modified and redistributed under the terms of GNU AGPL or LGPL open source licenses.

PROFESSIONAL AND ENTERPRISE EDITION PRODUCTS

The Cloud, Reporting, Professional, and Enterprise Edition products build on the Community projects and provide valuable benefits including:

- Professional technical support up to 24x7
- Advanced product features such as web-based ad hoc reporting, dashboards, integrated in-memory analysis, HTML5 powered visualizations, multi-tenancy, and enhanced manageability with audit logging
- Commercial license that includes legal indemnification and product warranties
- Professionally managed release cycle
- Certified platform support for a wide range of popular application servers, operating systems, and databases

Check our editions page for more information.

OEM LICENSING

The Commercial editions are also available under an OEM license giving customers the right to embed or redistribute Jaspersoft in commercially distributed or on-demand software-as-a-service (SaaS) applications.

TIBCO ANALYTICS

Jaspersoft belongs within the broader TIBCO® Analytics product group whose vision is to get more people the right answers to their questions as quickly as possible. Jaspersoft fulfills this vision by allowing any knowledge worker to consume reporting and analytics embedded in the applications they use every day. The other platform within TIBCO Analytics is TIBCO Spotfire®, a world class data exploration and advanced analytics toolset that allows business analysts access to any dataset to answer questions easily through interactive visualizations. Together the products under TIBCO Analytics are solving the next decade's data access problems with TIBCO providing the data processing needed to gain advantage from Fast Data.

OBTAINING TIBCO JASPERSOFT SOFTWARE

Community Edition software is downloadable from community.jaspersoft.com. Professional and Enterprise Edition software is available through annual and multi-year subscriptions. For a free evaluation copy, live hosted trial, or for more information, email sales@jaspersoft.com or visit www.jaspersoft.com/download.

SERVICES AND SUPPORT

TIBCO offers Jaspersoft expert training, professional services, and technical support that is among the industry's highest-rated (based on independent BI industry analyst firm survey).

TECHNICAL SUPPORT

Jaspersoft expert technical support offers guaranteed response times, and customers are assured that a support engineer is available to assist when needed. Support packages and annual product subscriptions come with online knowledgebase access, premium documentation, and high-quality support.

TRAINING

TIBCO offers Jaspersoft training in several formats: self-paced online, instructor-led online, and regular instructor-led classroom training. Training can be delivered online or at your location using your own data. The classes are practical, with hands-on examples, to enable attendees to be productive quickly.

PROFESSIONAL SERVICES

TIBCO offers Jaspersoft custom and pre-packaged professional services to help you with your implementation needs including: analysis, installation, customization, upgrades and migration, and report development integration. TIBCO Jaspersoft Professional Services can help your organization reduce ramp-up time and accelerate project completion.



Global Headquarters
 3307 Hillview Avenue
 Palo Alto, CA 94304
 +1 650-846-1000 TEL
 +1 800-420-8450
 +1 650-846-1005 FAX
www.tibco.com

TIBCO Software empowers executives, developers, and business users with Fast Data solutions that make the right data available in real time for faster answers, better decisions, and smarter action. Over the past 15 years, thousands of businesses across the globe have relied on TIBCO technology to integrate their applications and ecosystems, analyze their data, and create real-time solutions. Learn how TIBCO turns data—big or small—into differentiation at www.tibco.com.

©2015, TIBCO Software Inc. All rights reserved. TIBCO, the TIBCO logo, TIBCO Software, and JasperMobile, JasperReports, and Jaspersoft are trademarks or registered trademarks of TIBCO Software Inc. or its subsidiaries in the United States and/or other countries. All other product and company names and marks in this document are the property of their respective owners and mentioned for identification purposes only.
 10/08/15